



Welcome to Maple Class

2023-24

Staffing

- Mrs Brand – Tuesday to Friday
- Mrs Belding – Monday afternoon
- Mr Grooms – Monday morning (PE)
- Teaching Assistants – Miss Phillips, Miss Gilbert, Mrs Thomas
- Forest school – Mr Grooms, dates TBC

Our Team

Maple Values


- Ready, respectful, safe
- Kindness
- Team Stop
- I have noticed...
- Wordle
- Certificates
- Phone calls



Our Curriculum

- Our school values: curiosity, creativity, broadmindedness, responsibility, enjoying life, sense of belonging, kindness
- Whole school curriculum: Our Wonderful World
- Autumn: Our World, including families and ourselves, local area
- Spring: Never Forget, including animals and conservation
- Summer: Fire! Fire! Including the Great Fire of London

We try to link all areas of learning to our topic where possible, including English, history, geography, science, art, DT, music and computing.



HeartSmart

Children will learn:

- Co-operative skills – sharing, turn taking, being helpful, politeness, showing respect
- Self-worth – learn to love and value yourself
- Empathy – the importance of other people
- Forgiveness – coping with negative emotions
- Identity – being proud of who you are
- Perseverance – keep trying when things get difficult



Read Write Inc.

- Daily lessons in small groups
- Assessed half termly
- Two reading books will be sent home weekly on Fridays with reading diary
- Please return **both reading books and the reading diary** every Friday
- **Homework – read at least 5 times a week**, a mixture of both books. One book is for fluency and an unseen book. Please record each time you read in the diary
- Re-reading the same book helps children to become confident readers. Each time they re-read, they build their fluency/speed and comprehension.
- They love reading and want to read because they can read all of the words in the Storybook.
- Share other books for pleasure daily



Read Write Inc.

Pin it on

Introduction

In this story, some children are playing a game called 'Pin the tail on the donkey'. They are blindfolded, and need to attach the tail to the right place. Let's see how they do!

pin it on



not on its leg

Three things to do

- Ask your child to read the sounds and words before they read the story. They will enjoy teaching you to read these words too.
- When your child reads the story, encourage them to read the word in Fred Talk if they hesitate or read it incorrectly. Praise them when they succeed.
- Read back each sentence or page to keep the plot moving - your child's energy is going into reading the words not the story.

Three things *not* to do

- Don't read the story to them first.
- Don't ask your child to guess a word by looking the pictures.
- And, importantly, please try not to become irritable if your child ever struggles! Keep smiling!



"Snatchosaurus is a very dangerous dinosaur," she said.

"So it's obvious! We need to find an *even more* dangerous dinosaur to catch him!"

"But where can we find a dinosaur like that?" asked Stegosaurus, cautiously.

"We will make one!" came the reply.

So they got out their scissors, and their pencils, and their paper, and their card, and their paints, and their sticky tape ... and they made ... a Catchasnatchosaurus!
And the famous Snatchosaurus was never seen again!

Read Write Inc.

- Ask your child to read the sounds and words before they read the story.
- They will enjoy teaching you to read these words too.

Speed Sounds

Consonants Ask children to say the sounds.

f	l	m	n	r	s	v	z	sh	th	ng
ff	ll		nn	rr	ss	ve	zz			nk
		le	kn				s			

b	c	d	g	h	j	p	qu	t	w	x	y	ch
bb	k	dd	gg			pp		tt	wh			tch
	ck											

Each box contains one sound but sometimes more than one grapheme.
Focus graphemes for this story are circled.

Story Green Words Ask children to read the words first in Fred Talk and then say the word.

Sanjay Miss Hay ill cup tray ring

Ask children to say the syllables and then read the whole word.

animal o'clock okay Stingray

Ask children to read the root first and then the whole word with the suffix.

play → played egg → eggs

Red Words Ask children to practise reading the words across the rows, down the columns and in and out of order clearly and quickly.


of	are	said	you
all	no	he	call
we	put	your	to
want	I've	she	go

NumBots

- NumBots is all about every child achieving the **triple win** of understanding, recall and fluency in mental addition and subtraction, so that they move from counting to calculating.
- **Homework – 15 minutes per week**
- We will do Numbots at school too and recognise the effort they are making at home

Download Now!

Available to play via our [play website](#) or on our app for mobiles and tablets.




Seesaw

We use Seesaw instead of Tapestry to share work with you. You can share with us too.

1. Seesaw can be downloaded as an app or you can view it at <https://web.seesaw.me/>

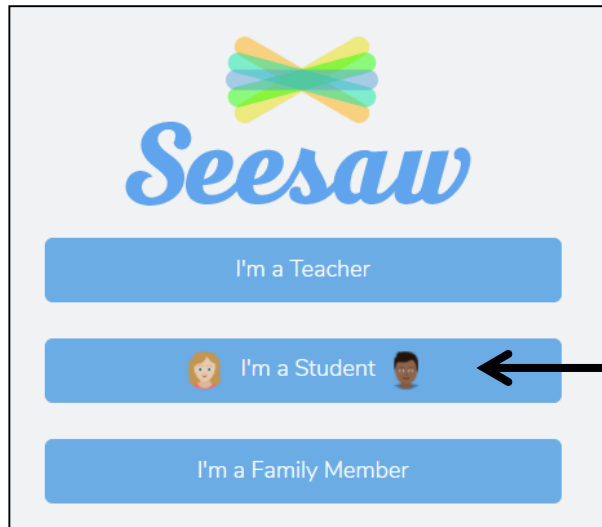
The app is called 'seesaw' and looks like this:



Seesaw

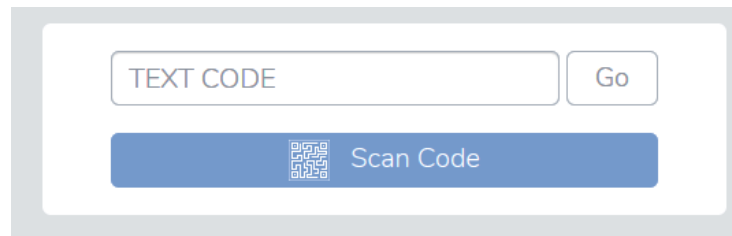


2. When you open the app or click 'log in' on the website, you will see these options:



Choose: I'm a Student

3. Type in your child's text code. This is individual to your child.



What do children need to bring?

- Uniform all named please, including coats and hats
- Water bottle – water only, no juice please, named
- Snacks – free fruit or healthy snack, not nuts
- Bookbag – named, please bring everyday
- No jewellery, make-up, nail varnish
- Long hair must be tied back with a plain bobble or hair band
- Packed lunches – named, healthy choices or free school meals, no items with nuts

What do children need to bring?

- PE kit on **Mondays**
- A plain **white** round-necked T-shirt
- **Black** shorts
- **Black** tracksuit bottoms
- Trainers are needed for outdoor PE (spare socks are needed if your child wears tights to school)
- Gymnastic and dance lessons do not require footwear
- **Please make sure these are all named and the PE bag is named.**

Home-School Communication

- Brief chats at the beginning and end of the day
- Email
- Phone calls
- Seesaw
- Newsletter
- X
- Parents' Evening – autumn 2 and spring term
- Report in summer term
- School website – Maple class page

Home-School Communication

If a different adult is collecting your child, for example a grandparent or another parent from the school, please let us know in advance either by calling the office or speaking to one of us in the morning.

Any questions?

